



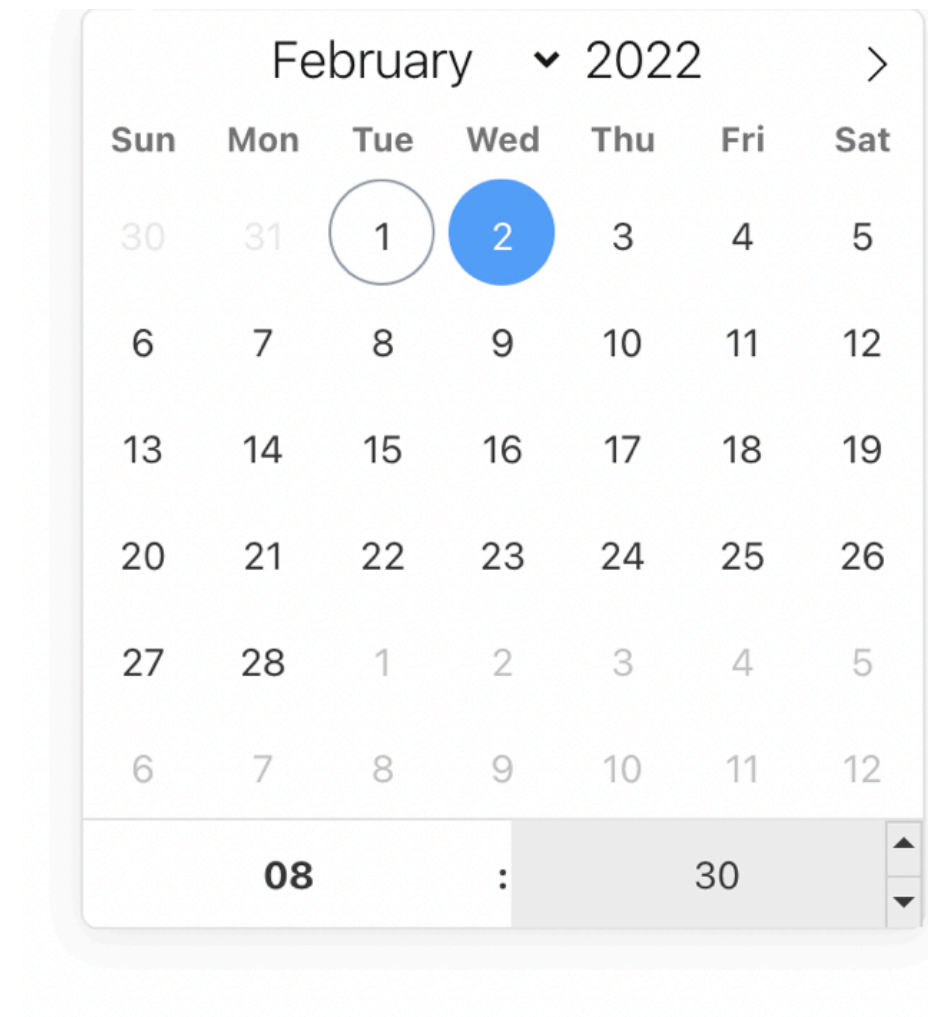
Scheduler • Add-on

Scheduled Video Calls



Interactive **Powers**

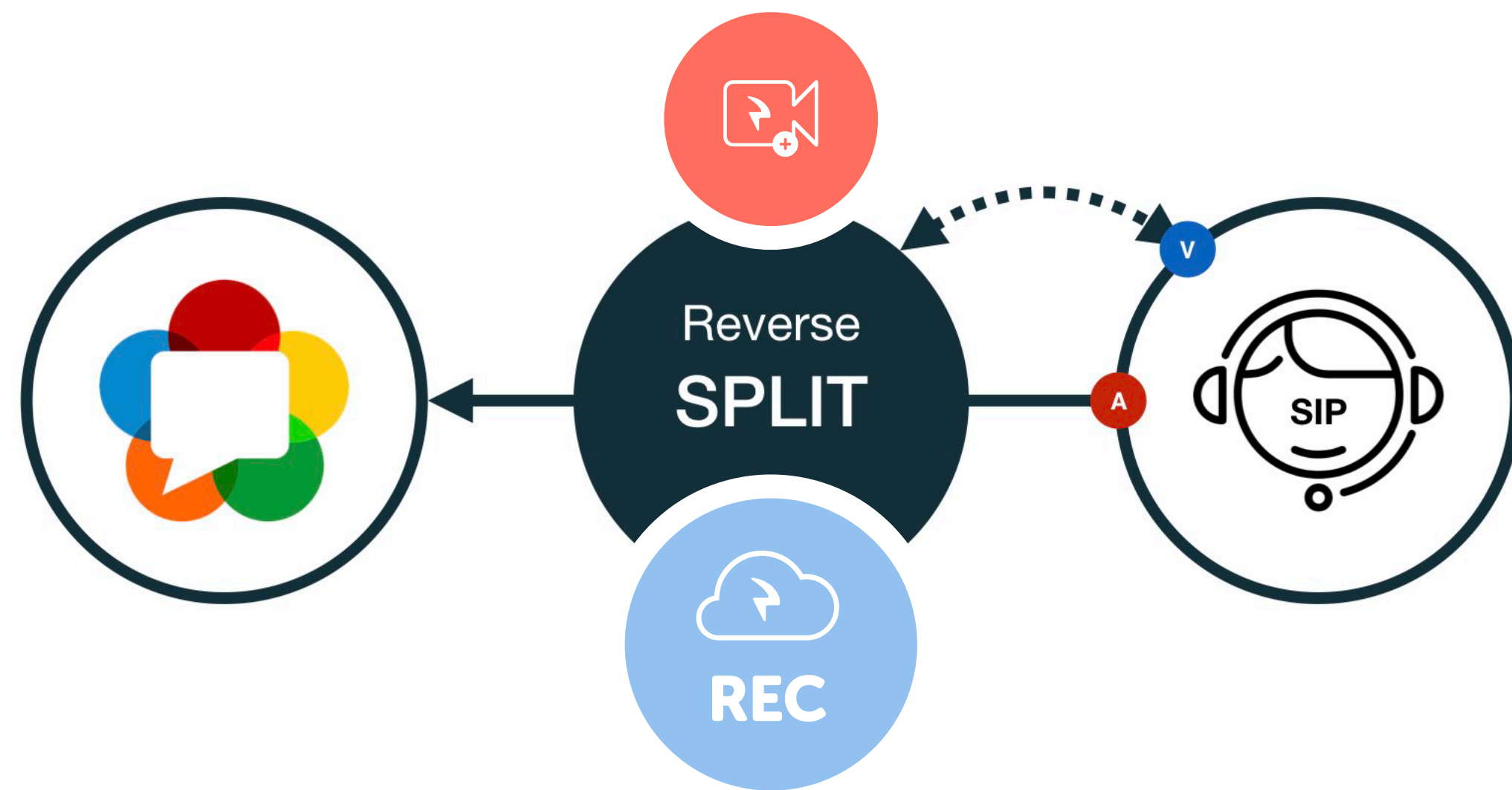
Streamline your business communications




Did you know to make **Scheduled Video Calls**
with a full on-queue integration?

Interactive **Powers**

SCHEDULED **Video**



Schedule Video Calls to any Agent
for a negotiated task


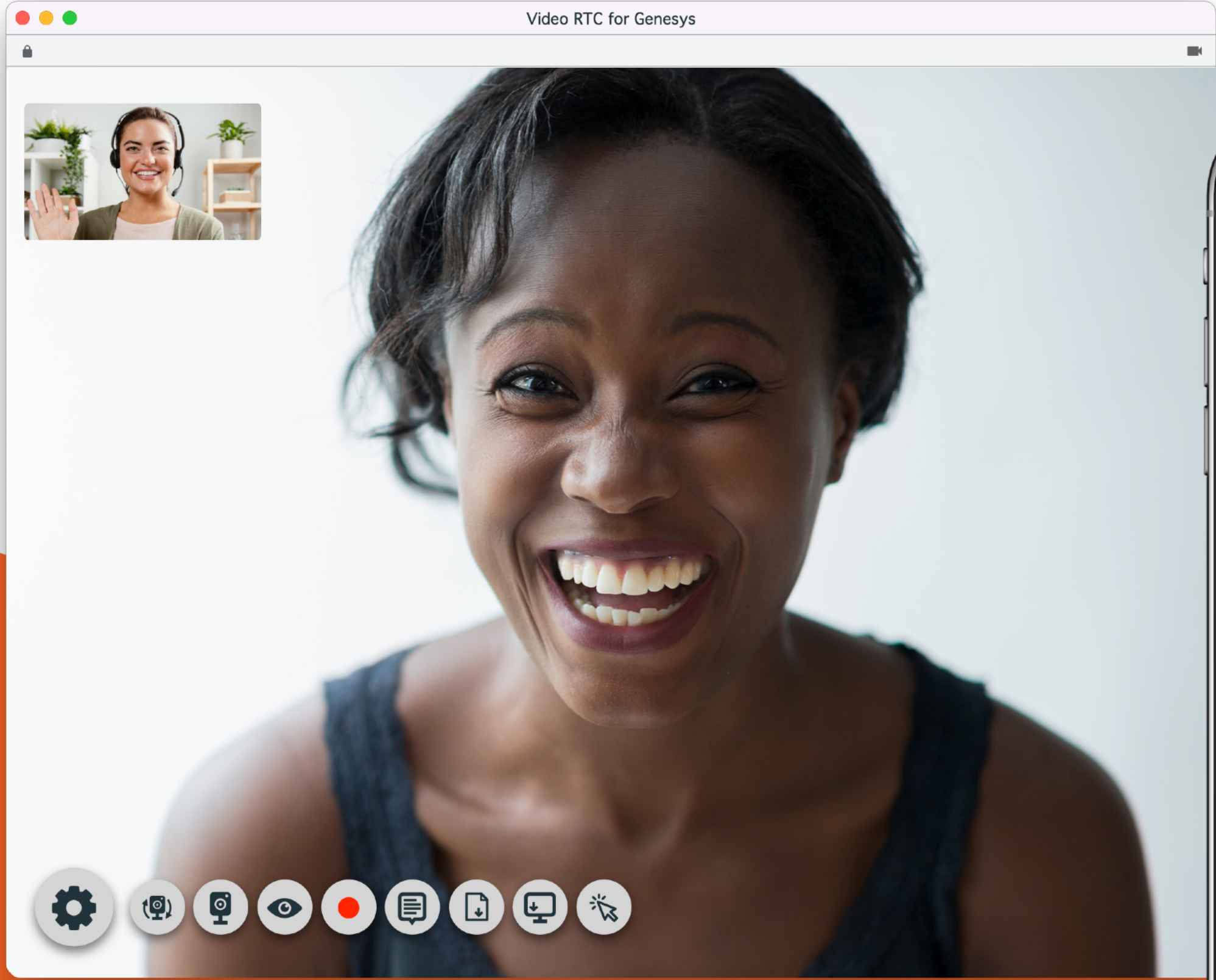


Video RTC

Add-on

The interface features a large video window showing a man with a beard and headset smiling. A smaller inset window in the top-left corner shows a woman with her hand to her chin, with a red 'REC' indicator. A large number '5' is displayed in the top-right corner of the video window. On the left side of the video window, there is a vertical toolbar with icons for chat, video, call, and settings. At the bottom of the video window, there are three circular control buttons: a red IntPowers logo, a microphone icon with a slash, a red 'X' icon, and a video camera icon with a slash. A settings gear icon is located in the bottom-right corner of the video window.

Multiple Contact Center Integration & Interoperability





Scheduler : Application / Script

Dashboard | Create Event

Video RTC for Genesys

Settings | Mute | Video | Screen Share | Chat | End Call

Logout (ivan)

Daily Stats

1	0
Pending	Completed
0	1
Cancelled	Total

Showing 1 - 1 of 1

Status	Actions
Started	▶ 👁 ℹ
b5b72af8a303b	

Status	Actions
--------	---------



Activity Directory Documents Per

Interactions

1594132783354
IntPowersQueue Connected 0:03

Event S

From: dd/mm/yyyy

To: dd/mm/yyyy

Search

1

Description: Video Meet

Number to d: 011643769

Guest link: https://rsch

Copy guest

Video RTC for Genesys

Settings Camera Microphone Mute Chat Screen Share Pointer

On Queue

Canned Responses

Find response

1 Demo Canned Responses





Scheduler : Login / Agent - Supervisor

Login

Please fill out the following fields to login:

Username

ivan

Password

.....

Keep me logged in

Login



Scheduler : Home / Daily Stats

[Dashboard](#) [Create Event](#)

[Logout \(ivan\)](#)

Event Search

From

To

There are currently no events to display.

Daily Stats

0

Pending

0

Cancelled

0

Completed

0

Total



Scheduler : Event Creation

Dashboard Create Event

Logout (ivan)

Event Creation

Please fill out the following fields

Description

Video Meeting

Date

02/02/2022 08:28

Create

Cancel

February 2022

Sun	Mon	Tue	Wed	Thu	Fri	Sat
30	31	1	2	3	4	5
6	7	8	9	10	11	12
13	14	15	16	17	18	19
20	21	22	23	24	25	26
27	28	1	2	3	4	5
6	7	8	9	10	11	12

08 : 30



Scheduler : Event Search / Daily Stats

[Dashboard](#) [Create Event](#)

Logout (ivan)

Event Search

From

To

Daily Stats

1	0
Pending	Completed
0	1
Cancelled	Total

Showing 1 - 1 of 1



#	Date	Description	Status	Actions
1	02/02/2022 08:30	Video Meeting	Created	  



Scheduler : Event Information

[Dashboard](#) [Create Event](#)

[Logout \(ivan\)](#)

Date	02/02/2022 08:30
Description	Video Meeting
Status	Started
Number to dial	 0116437693141862
Room ID	16437693141862
Guest link	 https://rscheduler.demo.ivrpowers.com/6fcd3eb41792e4abdd798f605b227cbdf0855f67b3dcb2232bb5b72af8a303b
Created at	02/02/2022 03:34

▶ Start 📺 Join 📅 Finish

✕ Cancel



Scheduler : Event Start

[Dashboard](#) [Create Event](#)

Logout (ivan)

Event Search

From

To

Daily Stats

1	0
Pending	Completed
0	1
Cancelled	Total

Showing 1 - 1 of 1

#	Date	Description	Status	Actions
1	02/02/2022 08:30	Video Meeting	Started	▶ 👁 ℹ

Description

Video Meeting

Number to dial

0116437693141862

Guest link

<https://rscheduler.demo.ivrpowers.com/6fcd3eb41792e4abdd798f605b227cbdfc0855f67b3dcb2232bb5b72af8a303b>

#	Date	Description	Status	Actions
---	------	-------------	--------	---------



Scheduler : Event Start - Video enabled

Dashboard Create Event

Event Search

From

To

#	Date	Description
1	02/02/2022 08:30	Video Meeting

Description
Video Meeting

Number to dial
0116437693141862

Guest link
<https://rscheduler.demo.ivrpowers.com/6fcd3eb41792e4abdd798f60>

#	Date	Description
---	------	-------------

Video RTC for Genesys

The video call interface displays a large video feed of a woman with red hair and freckles, smiling with her hands clasped. A smaller inset window in the top-left corner shows a man with a beard wearing a headset. At the bottom of the interface is a toolbar with icons for settings, camera, microphone, eye, mute, chat, download, and screen sharing.



Interactive **Powers**

Streamline your business communications